



Faculty and Staff
COVID-19 DECISION TREES

FOR STAFF REFERENCE

Updated 4.27.2022 based on updated Cal/OSHA Guidance

Symptom and Isolation Tree for MSJC Employees

A person (vaccinated or unvaccinated) has one or more symptoms associated with COVID 19

Possible symptoms include fever, chills, cough, shortness of breath or difficulty breathing, fatigue, muscle or body aches, headache, new loss of taste or smell, sore throat, congestion or runny nose, nausea or vomiting, and/or diarrhea.

Isolate the person pending a final determination as required below. Testing is strongly recommended.
Individuals who don't test, need to isolate for 10 days, unless pre-existing conditions are identified and no close contact.

Return to Work

Is there a documented pre-existing condition that accounts for the symptoms?

Was the person identified as a close contact within the last 10 days?

Is there a verified medical diagnosis of another illness that accounts for the symptoms?

COVID-19 test taken after the onset of symptoms (RESULT)?

What type of test was used?

MOLECULAR

ANTIGEN

NO, it was positive or did not test

POSITIVE or did not test

Was a confirmation test (antigen or PCR) taken at least 12 hours after the initial sample also negative?

Was the person identified as a close contact within the last 10 days?

Can the person provide evidence of a negative diagnostic specimen collected on Day 5 or later?

Stay home until symptoms have improved and individual has had 24 hours without fever and no use of fever reducing medications.

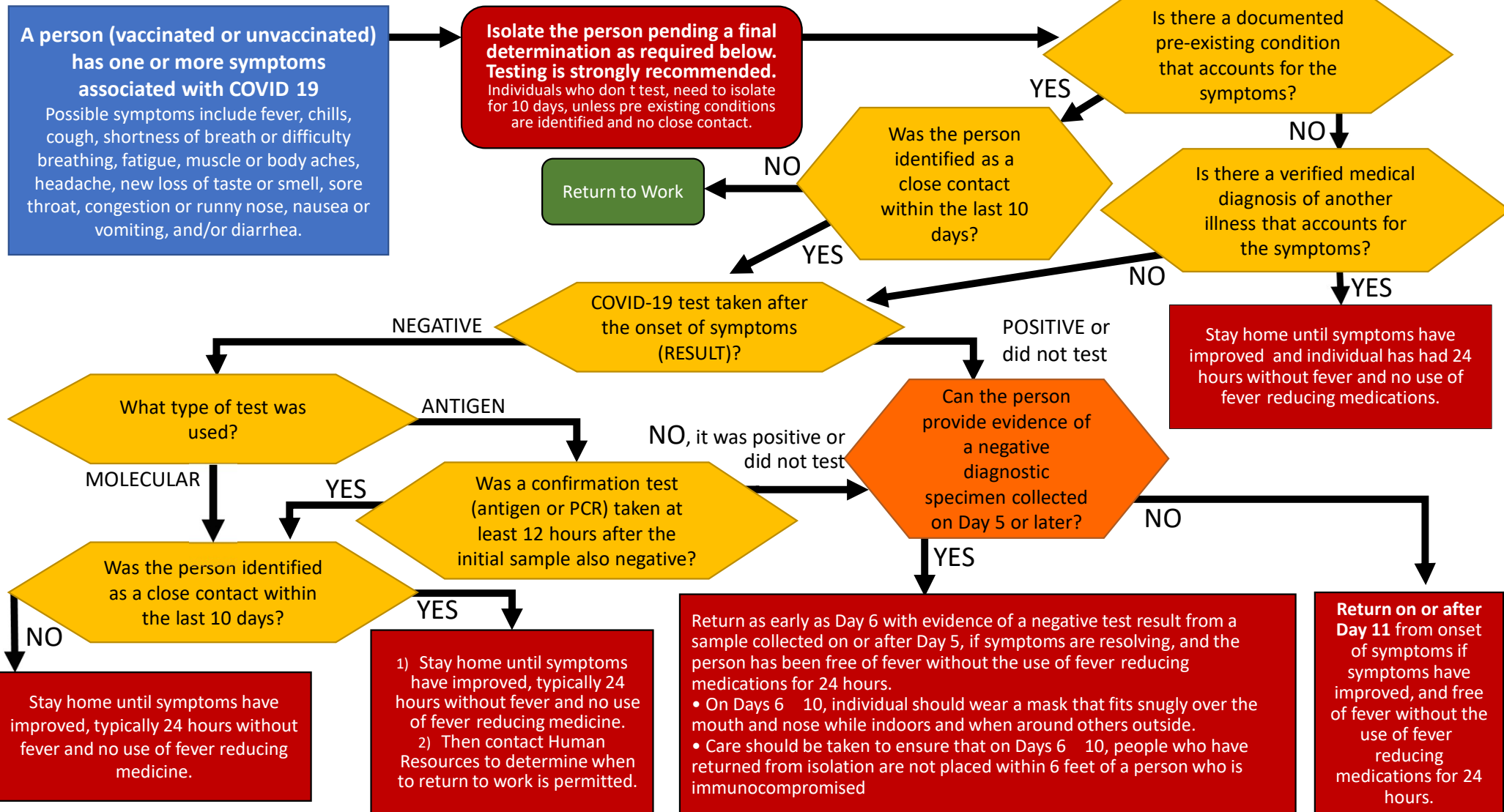
Stay home until symptoms have improved, typically 24 hours without fever and no use of fever reducing medicine.

1) Stay home until symptoms have improved, typically 24 hours without fever and no use of fever reducing medicine.
2) Then contact Human Resources to determine when to return to work is permitted.

Return as early as Day 6 with evidence of a negative test result from a sample collected on or after Day 5, if symptoms are resolving, and the person has been free of fever without the use of fever reducing medications for 24 hours.


- On Days 6 - 10, individual should wear a mask that fits snugly over the mouth and nose while indoors and when around others outside.
- Care should be taken to ensure that on Days 6 - 10, people who have returned from isolation are not placed within 6 feet of a person who is immunocompromised

Return on or after Day 11 from onset of symptoms if symptoms have improved, and free of fever without the use of fever reducing medications for 24 hours.



MSJC EMPLOYEES: Asymptomatic Positive Tree

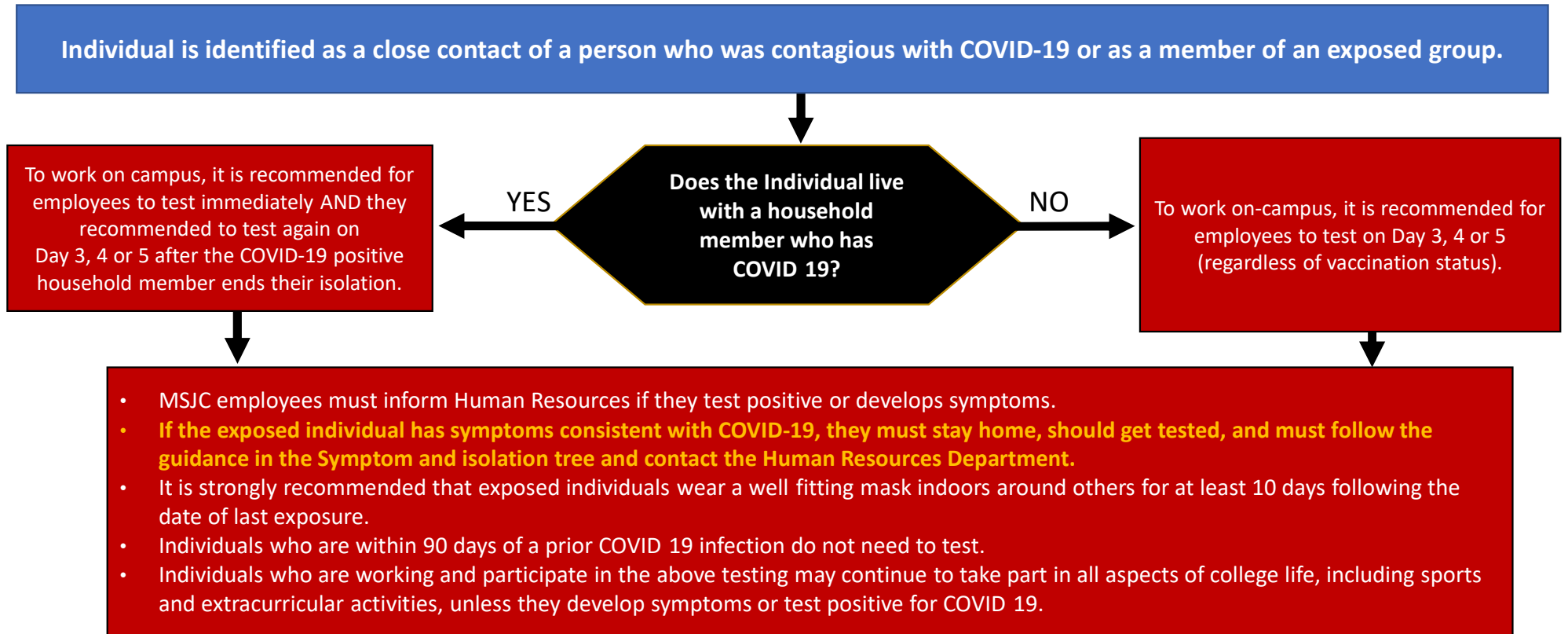
A person (vaccinated or unvaccinated) has tested positive for COVID-19 using any test type and does not have symptoms.



Isolate at home for 5 days from the date on which the first sample was collected.

- Return on or after Day 6 with evidence that a diagnostic sample collected on or after Day 5 is negative.
- On Days 6 – 10, individuals should wear a mask that fits snugly over the mouth and nose while indoors and when around others outside.
- If symptoms develop, isolate immediately and follow the Symptom and Isolation Tree.

MSJC EMPLOYEES: Close Contact Tree



TEST TYPES BY SITUATION

SITUATION	APPROPRIATE TEST TYPES
<p>Person with symptoms (For initial testing in response for symptoms.)</p>	<ul style="list-style-type: none"> • PCR or other NAAT • Antigen testing is acceptable in response to an onset of symptoms, but if the person with symptoms receives a negative result from an antigen test, they must remain in isolation pending the outcome of a confirmatory test (antigen, PCR or other NAAT). The first antigen test must be administered after symptom onset. If negative, the confirmation test must be administered 12 hours or later after the initial antigen test. If the confirmatory test is also negative the person may return to school or work immediately. • Over-the-Counter (OTC) tests (home tests) are also allowed for this purpose for both employees and students; however, employees may only use OTC tests provided there is a verification process. Methods of verifications include: <ol style="list-style-type: none"> 1) The test is taken in front of a Health Services Center Employee or HR Employee OR 2) A photo of the OTC test is sent to HR and has a time stamp.
<p>Return from isolation before Day 11</p>	<ul style="list-style-type: none"> • Antigen testing is recommended for people whose symptoms are resolving to determine if they can return to school or work on Day 6 - 10. Antigen tests are less likely to detect virus beyond a person's contagious period. • PCR or other NAAT are acceptable. • Over-the-Counter (OTC) tests (home tests) are also allowed for this purpose for both employees and students; however, employees may only use OTC tests provided there is a verification process. Methods of verifications include: <ol style="list-style-type: none"> 1) The test is taken in front of a Health Services Center Employee or HR Employee OR 2) A photo of the OTC test is sent to HR and has a time stamp.
<p>Required Screening (Individuals on exemptions and close contacts)</p>	<ul style="list-style-type: none"> • Antigen is preferred because it returns a quick result. • PCR or other NAAT • Over-the-Counter (OTC) tests (home tests) are also allowed for this purpose for both employees and students; however, employees may only use OTC tests provided there is a verification process. Methods of verifications include: <ol style="list-style-type: none"> 1) The test is taken in front of a Health Services Center Employee or HR Employee OR 2) A photo of the OTC test is sent to HR and has a time stamp.

-
- These decision trees are subject to change based on current local COVID-19 data and state and federal requirements.
 - Expect frequent updates and modifications.

Decision Trees developed by San Diego County Office of Education and Health &
Human Services Agency
and modified by Mt. San Jacinto Community College District COVID-19 Team.